



Driving new value Moving the world





➤ 2016 586.86  
 511.12 2015  
 12.91%  
 5.40 2015 20.27  
 73.37% 0.14 2015  
 0.74 81.08%

2016  
 2016  
 " "  
 6.7%

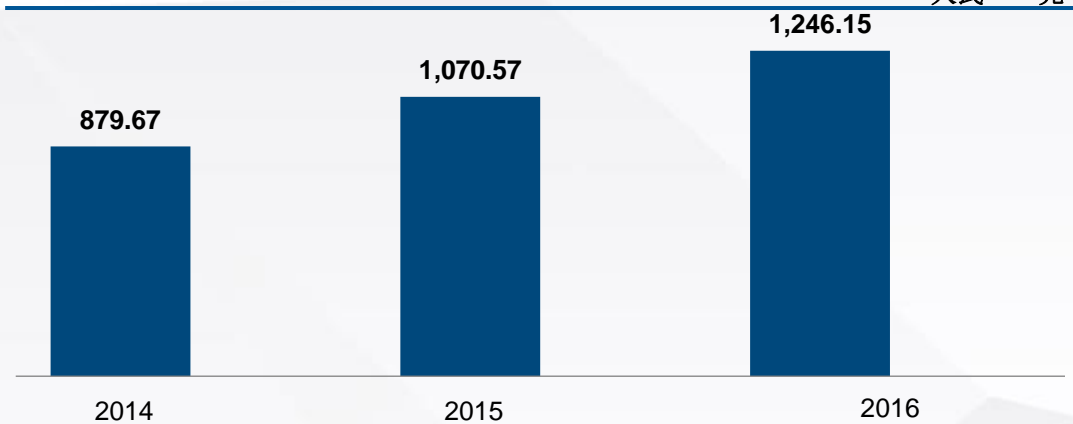
-  
 -  
 -  
 -

	2016	2015	
	51,111,652	58,685,804	(12.91%)
	800,538	3,039,854	(73.67%)
	539,660	2,026,613	(73.37%)
/	0.14	0.74	(81.08%)
	2%	8%	(6%)

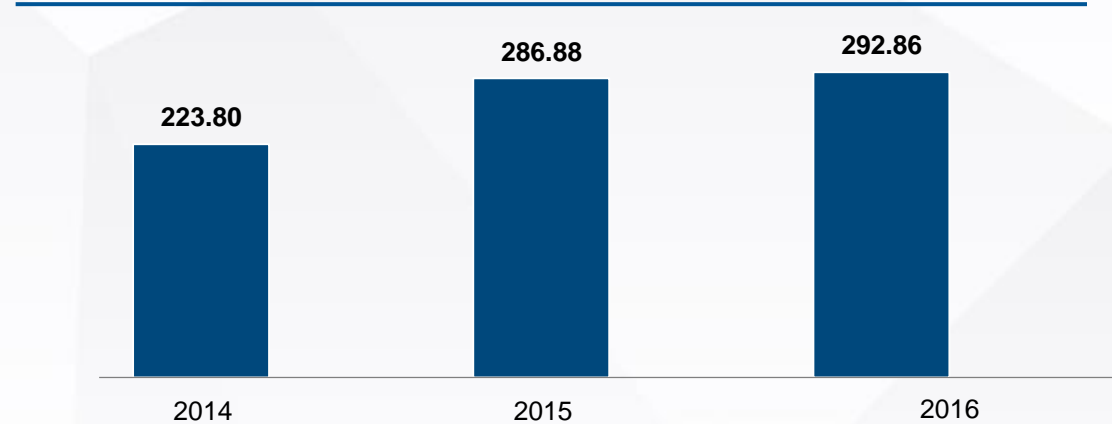




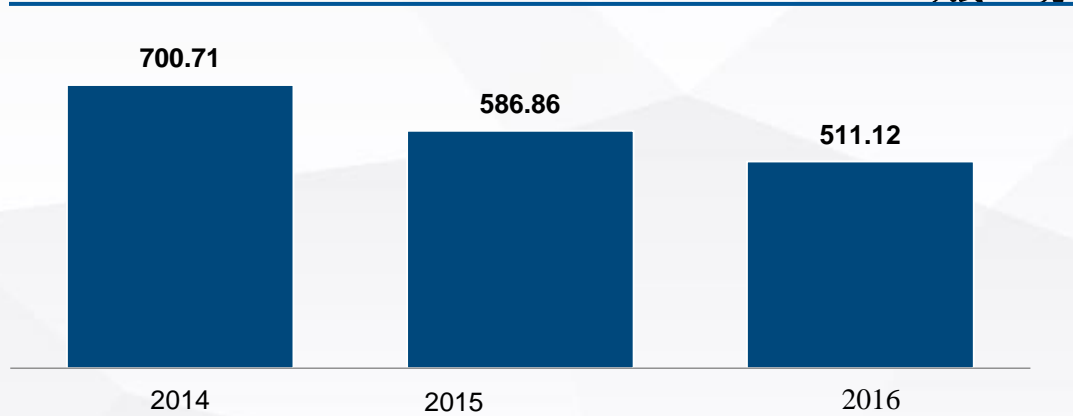
人民 元



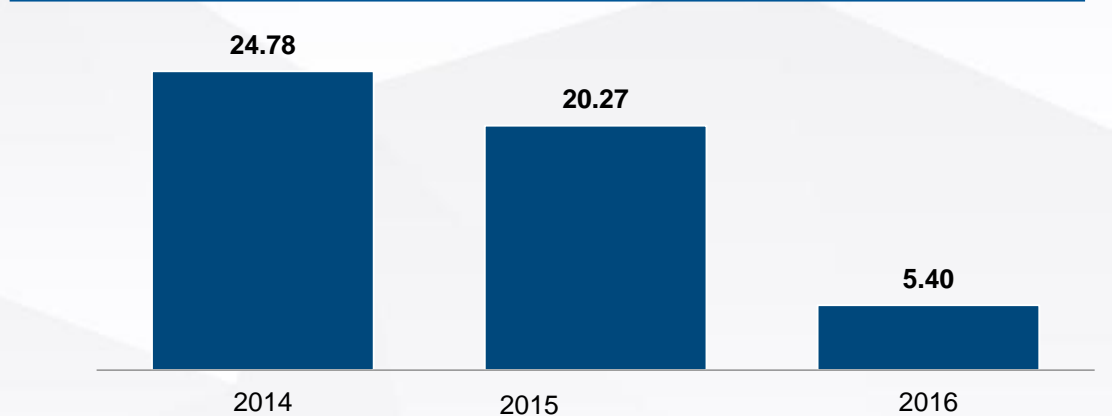
属于母公司股 及其他 益持有者的 人民 元



收入 人民 元



属于母公司股 及其他 益持有者的 利 人民 元

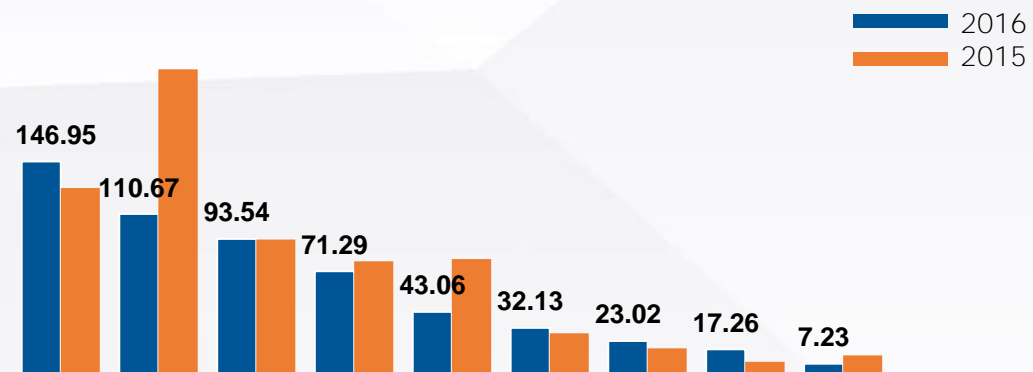




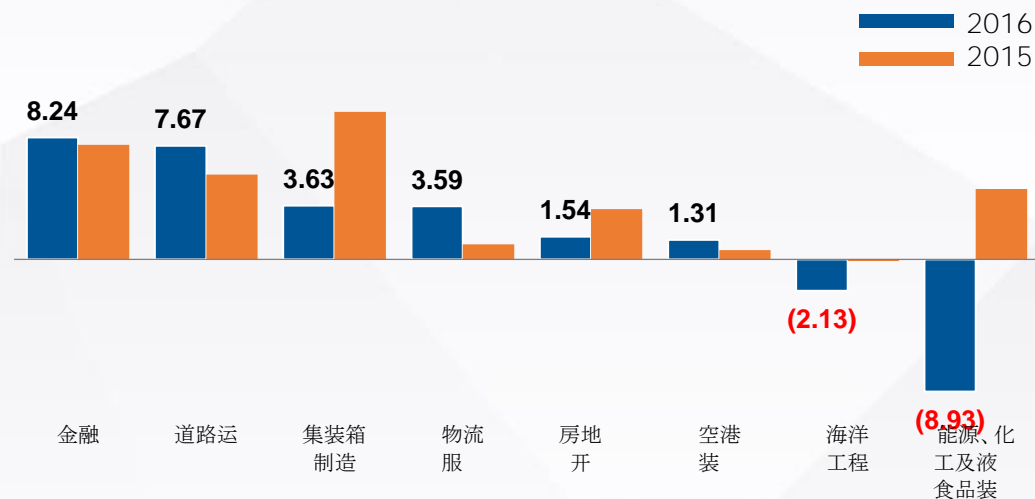
	124,614,748	107,057,065	16.40%
	85,479,956	71,336,150	19.83%
	15,729,787	17,909,024	(12.17%)
	27,023,222	23,684,838	14.10%
	29,285,970	28,687,635	2.09%
	39,134,792	35,720,915	9.56%
	68.60%	66.63%	1.97%
	2,341,619	(3,610,223)	164.86%
	(6,854,655)	(12,584,781)	45.53%
	7,511,046	16,505,663	(54.49%)



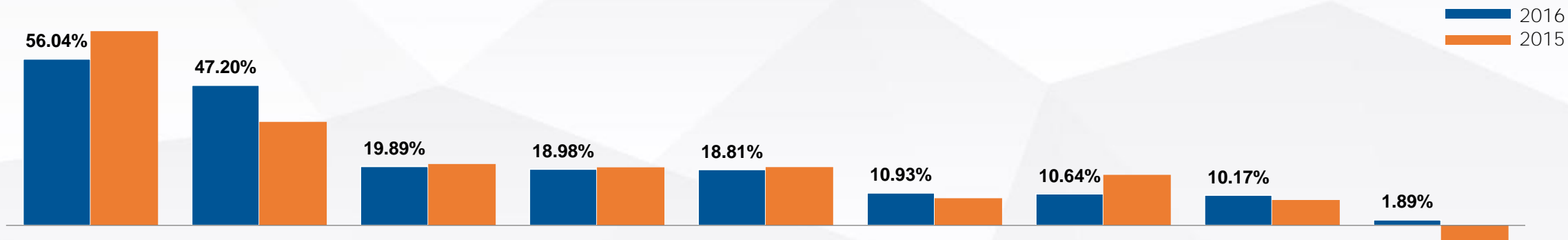
### 2016年各 板 收入



### 2016年各 板 利



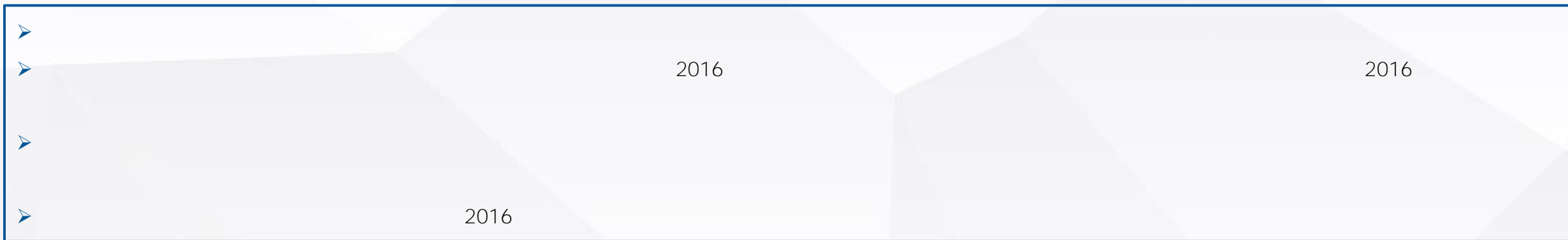
### 2016年各 板 毛利率



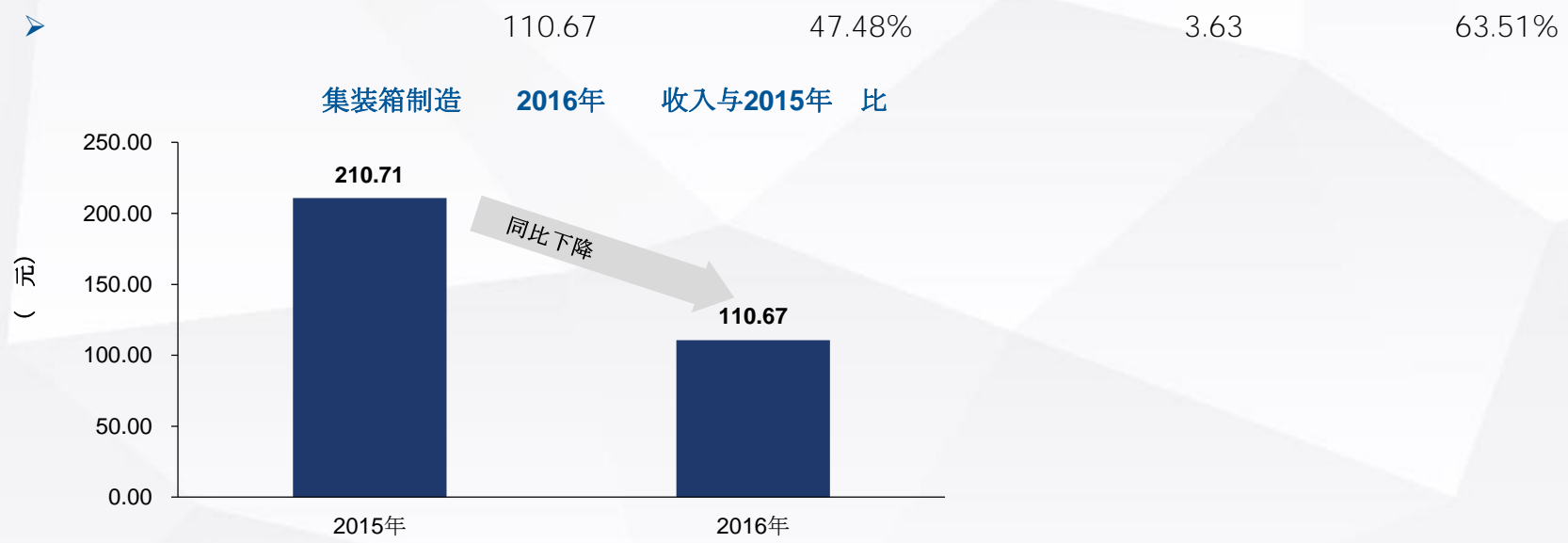




## 集装箱制造



## 集装箱制造








✓

✓

✓ 2016 12

290.55



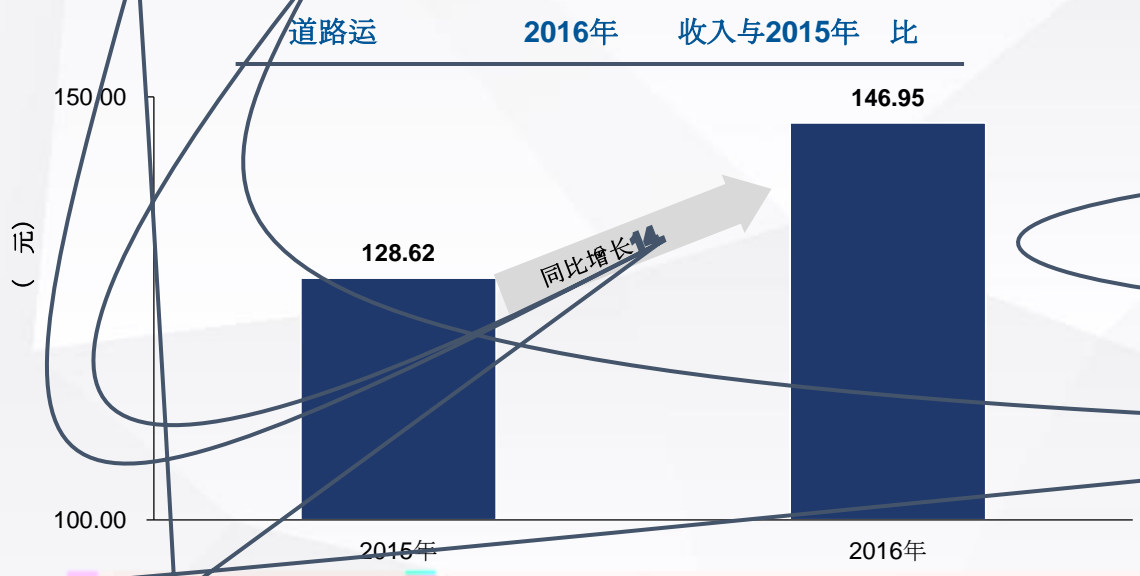
■	CLARKSON	2016	3.2%	2017	4.0%
■	2017	2017	2016		



■ 2016					12.31
	2015	11.39		8.08%	
	146.95	2015	128.62		14.25%
		7.67	2015	5.72	

33.97%

■ 2016





GB1589

2015

90%





---

➤ 2016



## [Redacted Title]

- [Redacted]
- CNG
- [Redacted]
- [Redacted]
- 20 LNG
- 40 LNG
- 20 LNG
- [Redacted]
- EPC
- Briggs Group Limited
- " Briggs"

■	2016	"	"
■	2020	10%	2015 5.9%
■	(2016 )		
■	2017		



2016

2015

30%

2014



- 2016 40
- 
- 2016 3 " 162" 4
- H293
- ABS 7 H270 GM4D 1# 12
- " 1 "
- 2017
- 
- 2016 12 CIMC Offshore

- 
- BT300/350/450 FPSO
- 2016 6 "

**OŽ**

**2016**



✓ 2016

✓ " " " " " "

✓ " + " " "

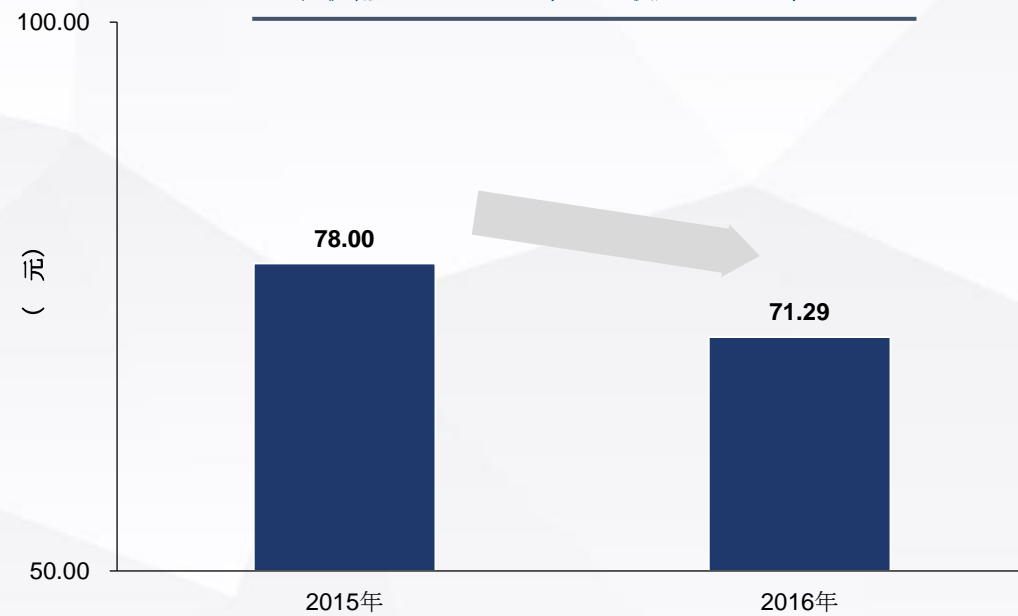


■ 2016 71.29

8.60% 3.59 255.93%



物流服 2016年 收入与2015年 比







## [Redacted]

- ▶
- ✓ " "
- ✓
- ▶
- ✓ " " " "
- " " " " " "
- ✓ 2016 " - - / " + " - - "
- ▶ BX1K
- ✓ " "
- IBC
- ▶
- ✓ LNG " + + "

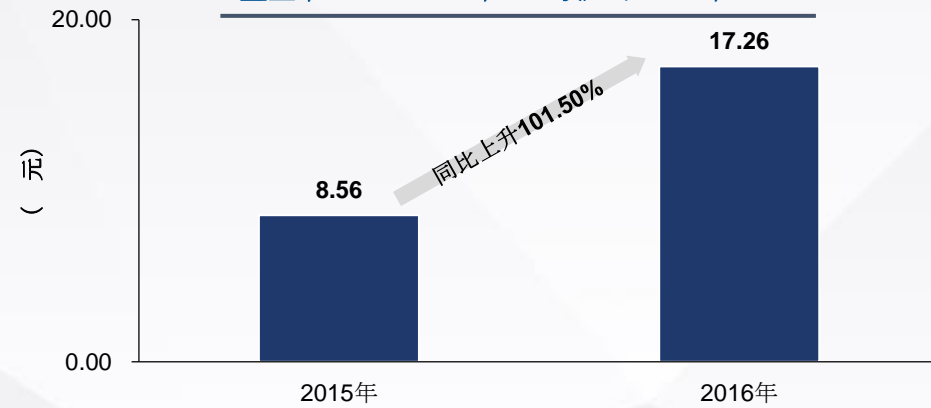
## [Redacted]

- 2017
- 
-



GB158% tU! €d %

重型卡 2016年 收入与2015年 比



17.26      6,028      N3      (12      ) 5,108      22%

101.50%      82%



## 2017

- 
- 
- 
- 



- 2017
- 
- 

700

## 2016

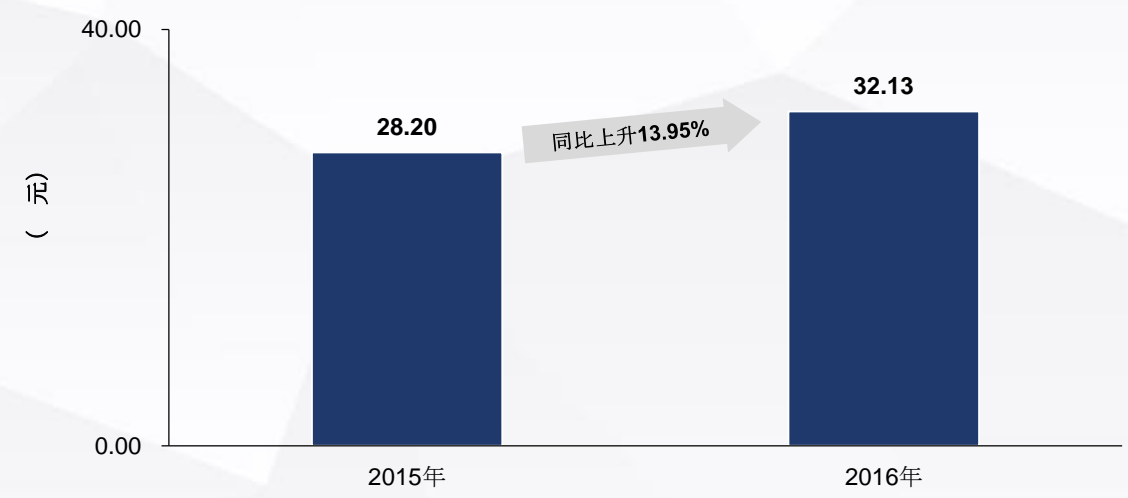
- 
- 

1.31      32.13      13.95%

110.22%

2016

空港装 2016年 收入与2015年 比



( 元 )

40.00  
0.00

2015年

2016年



■ 2016

■

■

■

■

■

■

44.03%

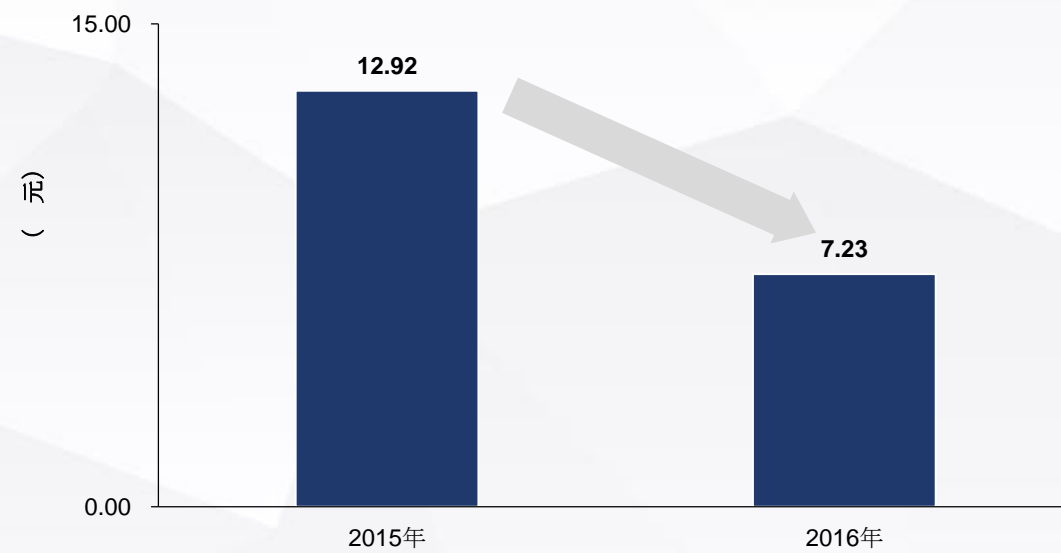
9.2 m<sup>2</sup>

7.23

1.54

54.74%

房地 2016年 收入与2015年 比





■ 2017

2017

■





■

■

8.24

23.02  
6.46%

28.49%





+

"

+

+

"



— Newcastle




"

"









✓ 2017

✓

E331

"

"

■ 2017

✓

✓

✓

HSE



■ 2017

"

"

✓

✓

"

"

✓

✓


✓





- 2017
  - ✓
  - ✓
  - ✓
  - ✓
- ✓
  - ✓
  - ✓

- ✓ 2017
- ✓



- ✓ 2017
- ✓ 2017

